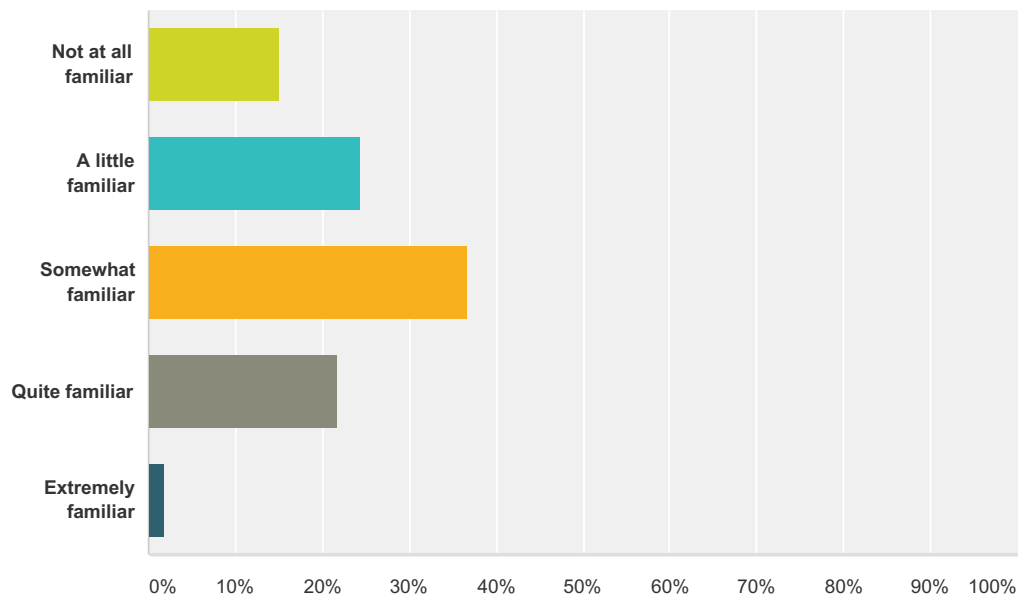


Q1 Our mission is to provide challenging, comprehensive and developmentally appropriate education for all students. Our broad goal during these three years is to ensure that our students are provided with the skills to become successful and thoughtful adults in a highly competitive and complex world. It is the task of our middle school to bridge the gap between childhood and adulthood, from dependence to independence, and from understanding the world in a simple and concrete manner to comprehending it in its multifaceted, multilayered configuration. How familiar are you with the RMS mission statement?

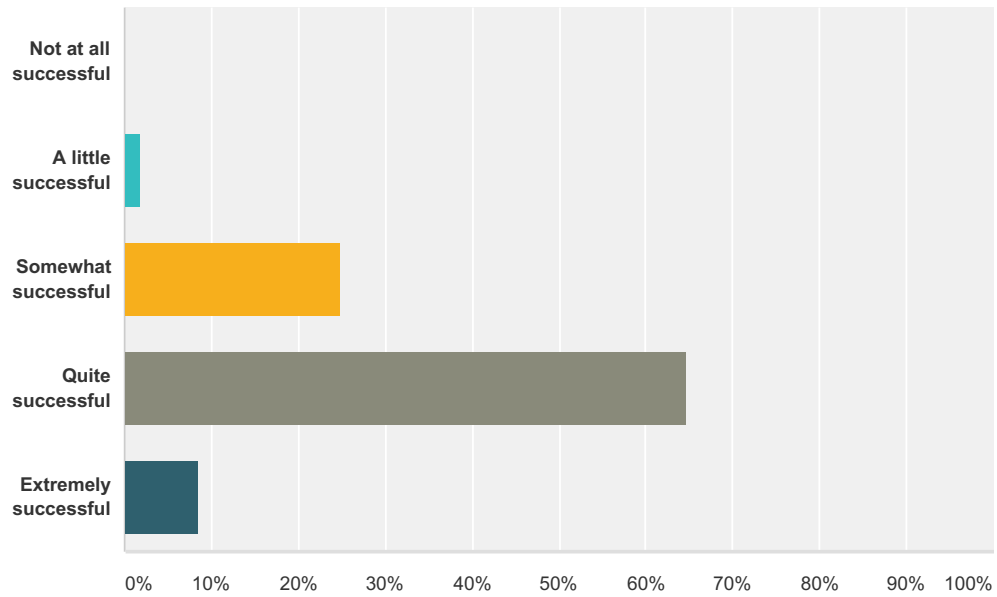
Answered: 106 Skipped: 2



Answer Choices	Responses	
Not at all familiar	15.09%	16
A little familiar	24.53%	26
Somewhat familiar	36.79%	39
Quite familiar	21.70%	23
Extremely familiar	1.89%	2
Total		106

Q2 In general, how successful do you think RMS is in applying this mission to teaching and learning?

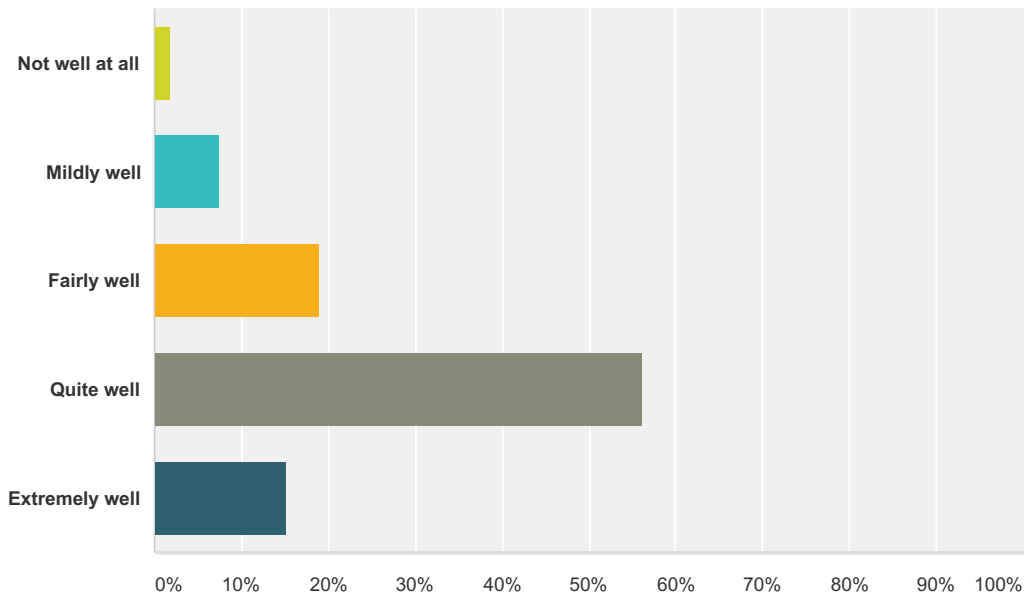
Answered: 105 Skipped: 3



Answer Choices	Responses	Count
Not at all successful	0.00%	0
A little successful	1.90%	2
Somewhat successful	24.76%	26
Quite successful	64.76%	68
Extremely successful	8.57%	9
Total		105

Q3 How well do the activities offered at RMS match your child's interests?

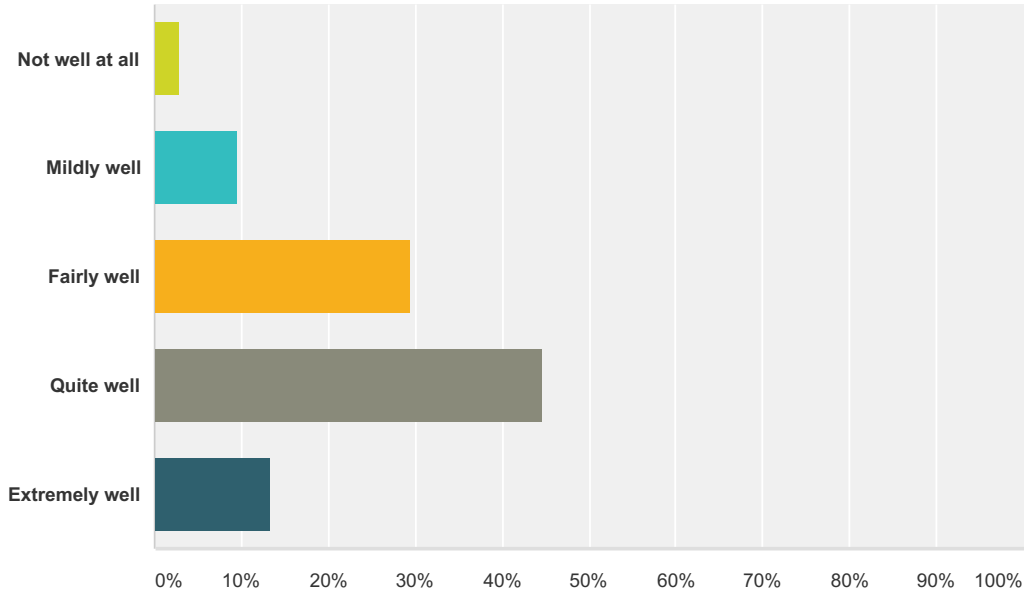
Answered: 105 Skipped: 3



Answer Choices	Responses
Not well at all	1.90% 2
Mildly well	7.62% 8
Fairly well	19.05% 20
Quite well	56.19% 59
Extremely well	15.24% 16
Total	105

Q4 How well do the teaching styles of your child's teachers match your child's learning style?

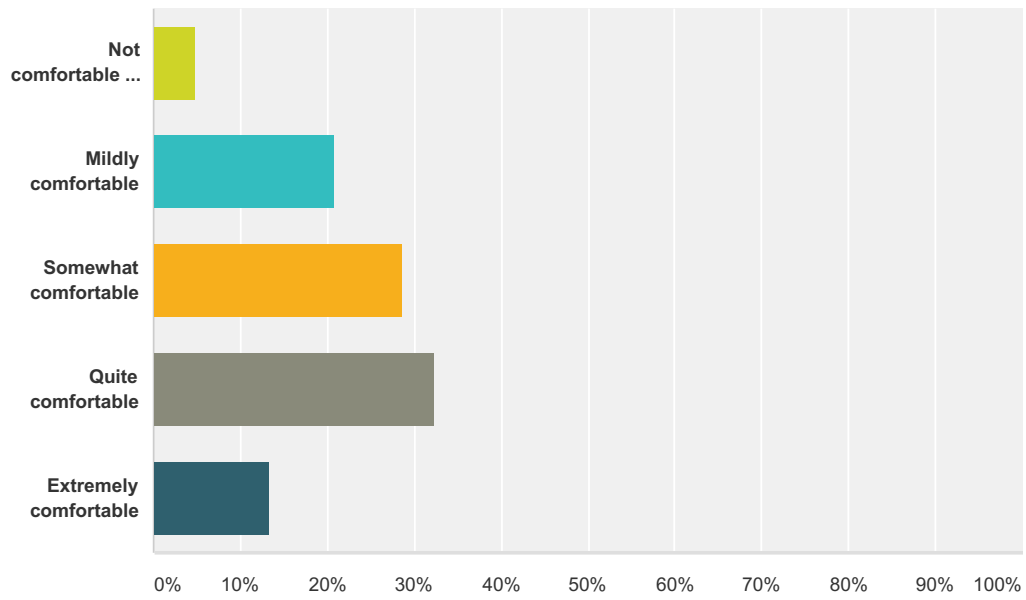
Answered: 105 Skipped: 3



Answer Choices	Responses
Not well at all	2.86% 3
Mildly well	9.52% 10
Fairly well	29.52% 31
Quite well	44.76% 47
Extremely well	13.33% 14
Total	105

Q5 How comfortable is your child in asking for help from adults at RMS?

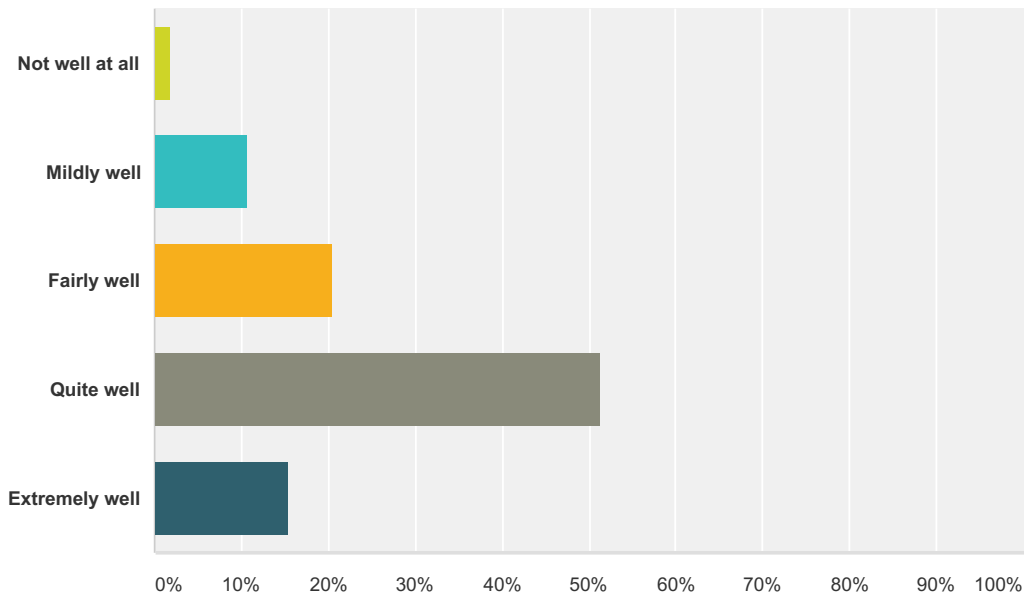
Answered: 105 Skipped: 3



Answer Choices	Responses	Count
Not comfortable at all	4.76%	5
Mildly comfortable	20.95%	22
Somewhat comfortable	28.57%	30
Quite comfortable	32.38%	34
Extremely comfortable	13.33%	14
Total		105

Q6 How well do you feel RMS is preparing your child for the next academic year?

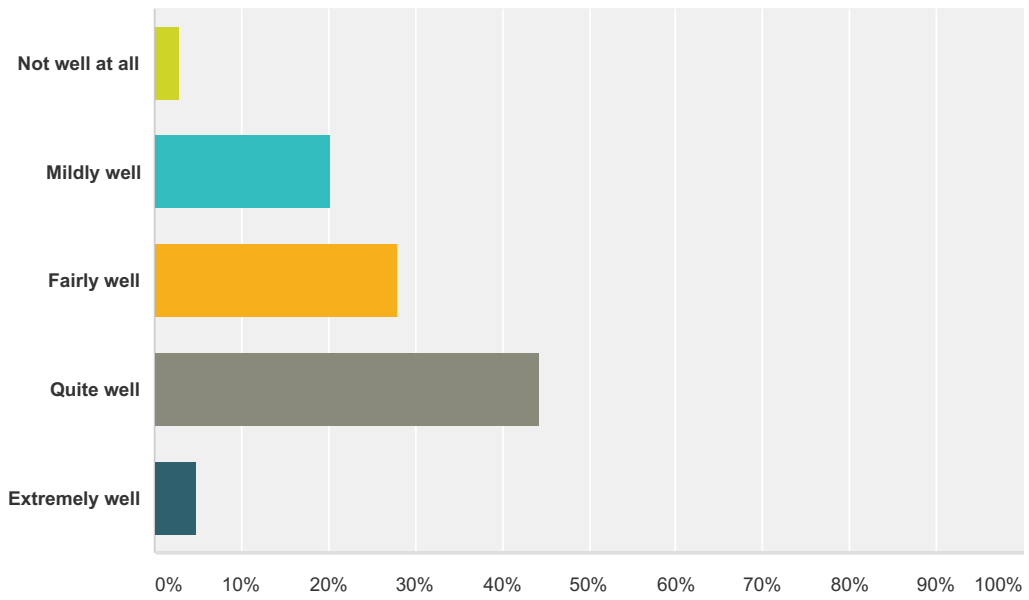
Answered: 103 Skipped: 5



Answer Choices	Responses
Not well at all	1.94% 2
Mildly well	10.68% 11
Fairly well	20.39% 21
Quite well	51.46% 53
Extremely well	15.53% 16
Total	103

Q7 How well does the school's methods of evaluating learning work for your child?

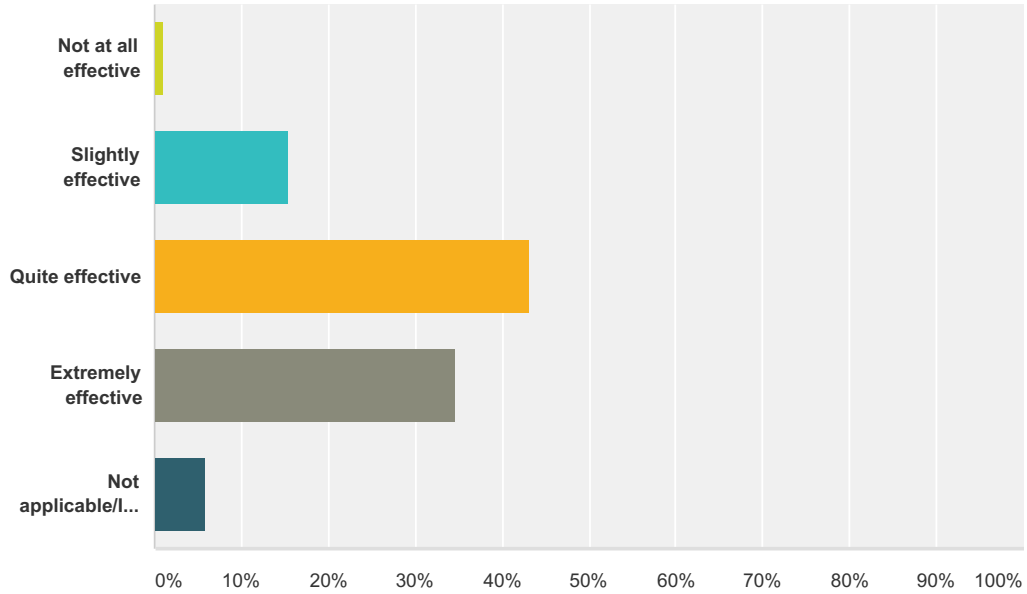
Answered: 104 Skipped: 4



Answer Choices	Responses
Not well at all	2.88% 3
Mildly well	20.19% 21
Fairly well	27.88% 29
Quite well	44.23% 46
Extremely well	4.81% 5
Total	104

Q8 How effective has RMS been in integrating and supporting technology in the educational program at RMS?

Answered: 104 Skipped: 4



Answer Choices	Responses	Count
Not at all effective	0.96%	1
Slightly effective	15.38%	16
Quite effective	43.27%	45
Extremely effective	34.62%	36
Not applicable/I don't know	5.77%	6
Total		104

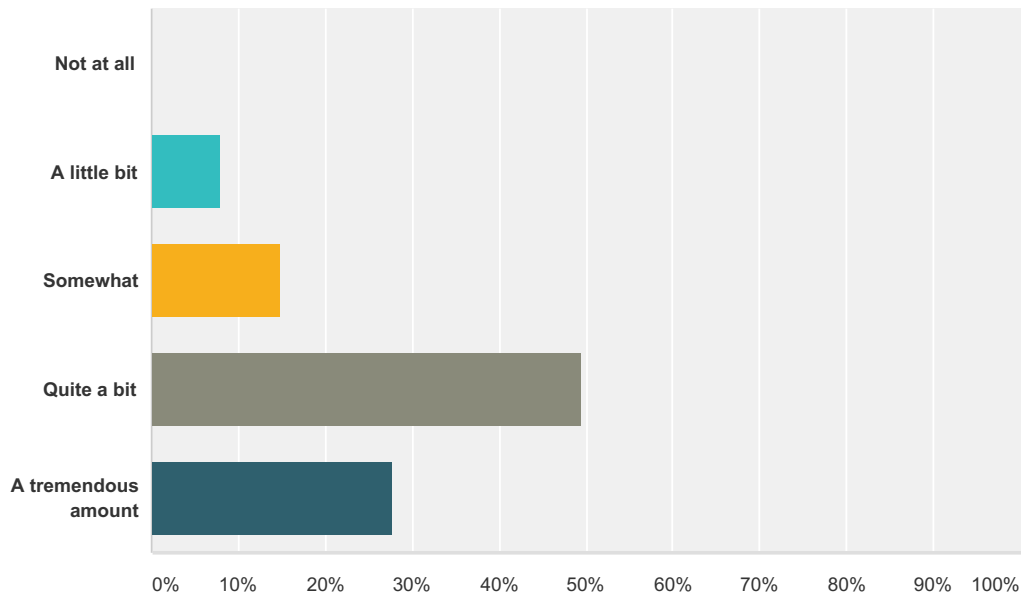
Q9 What three words or phrases best describe RMS?

Answered: 88 Skipped: 20

Answer Choices	Responses	
1.	100.00%	88
2.	97.73%	86
3.	89.77%	79

Q10 To what extent do you think that your child enjoys going to RMS?

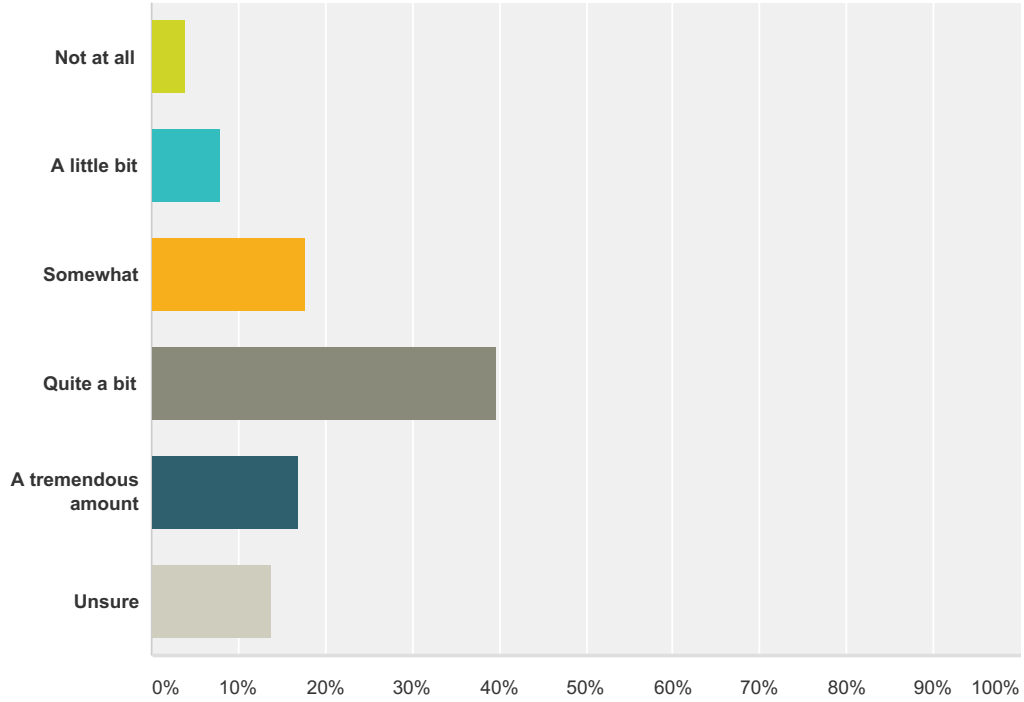
Answered: 101 Skipped: 7



Answer Choices	Responses
Not at all	0.00% 0
A little bit	7.92% 8
Somewhat	14.85% 15
Quite a bit	49.50% 50
A tremendous amount	27.72% 28
Total	101

Q11 How well does the RMS program and curriculum reflect the diversity of your student's background?

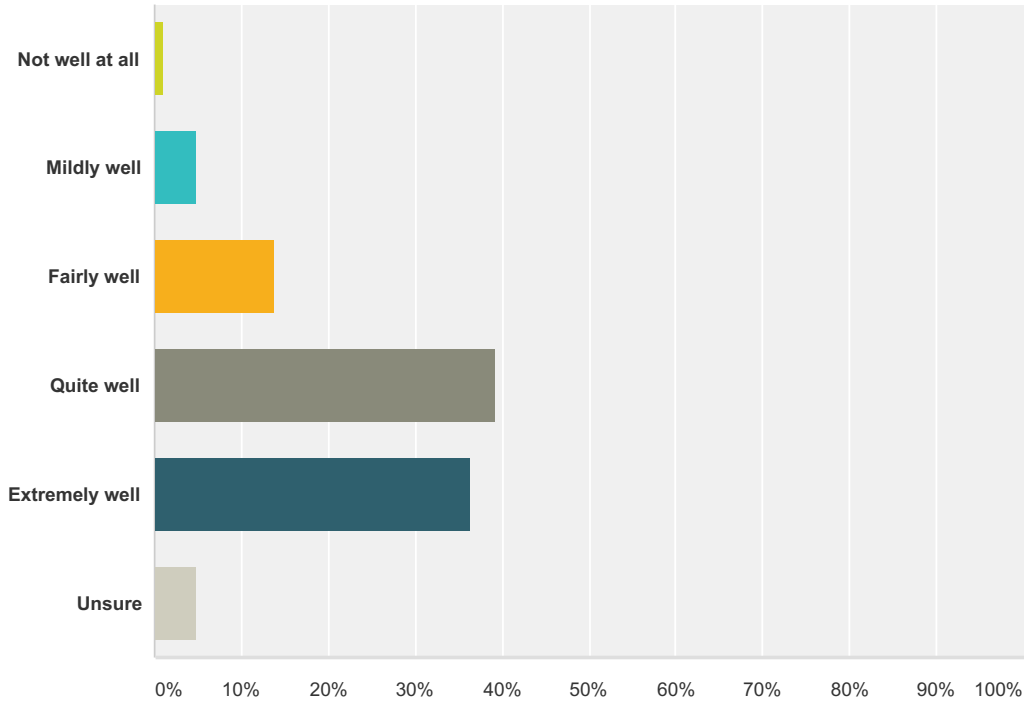
Answered: 101 Skipped: 7



Answer Choices	Responses	
Not at all	3.96%	4
A little bit	7.92%	8
Somewhat	17.82%	18
Quite a bit	39.60%	40
A tremendous amount	16.83%	17
Unsure	13.86%	14
Total		101

Q12 How well do the administrators at RMS facilitate a school environment that helps students learn?

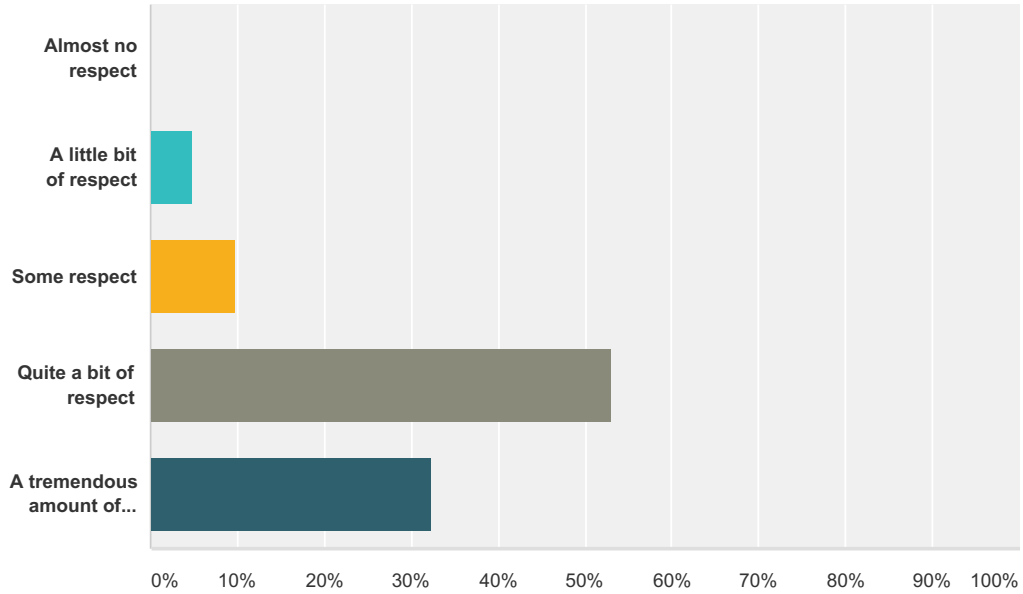
Answered: 102 Skipped: 6



Answer Choices	Responses	
Not well at all	0.98%	1
Mildly well	4.90%	5
Fairly well	13.73%	14
Quite well	39.22%	40
Extremely well	36.27%	37
Unsure	4.90%	5
Total		102

Q13 Overall, how much respect do you think the teachers at your child's school have for the students?

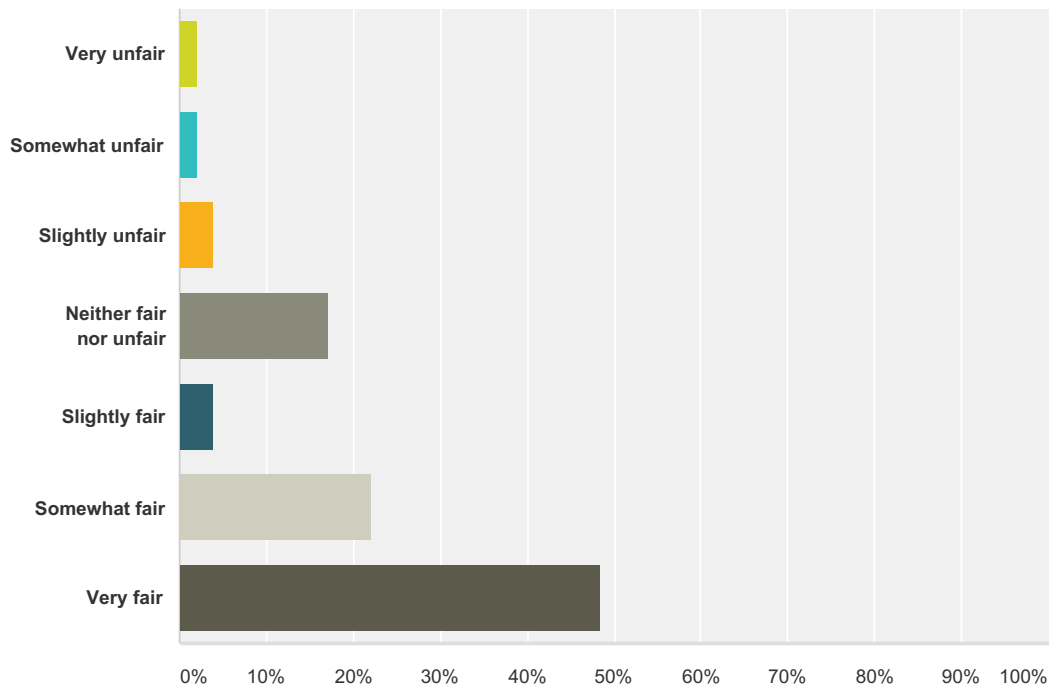
Answered: 102 Skipped: 6



Answer Choices	Responses
Almost no respect	0.00% 0
A little bit of respect	4.90% 5
Some respect	9.80% 10
Quite a bit of respect	52.94% 54
A tremendous amount of respect	32.35% 33
Total	102

Q14 How fair or unfair is the school's system of evaluating students

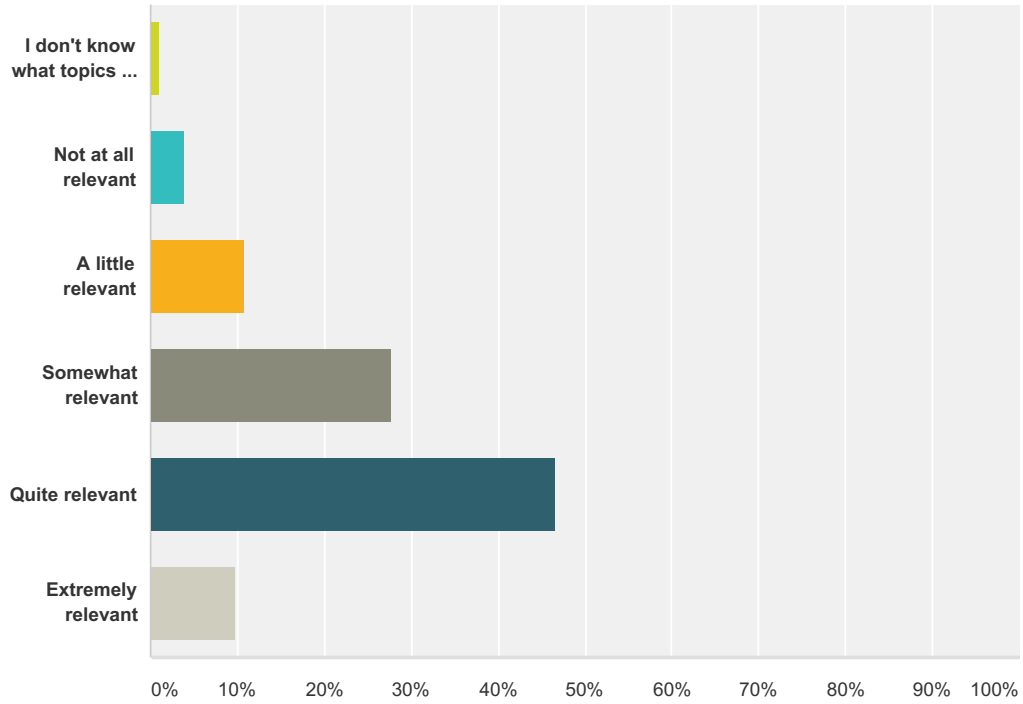
Answered: 99 Skipped: 9



Answer Choices	Responses
Very unfair	2.02% 2
Somewhat unfair	2.02% 2
Slightly unfair	4.04% 4
Neither fair nor unfair	17.17% 17
Slightly fair	4.04% 4
Somewhat fair	22.22% 22
Very fair	48.48% 48
Total	99

Q15 How relevant are the topics covered in your child's classes this year to your child's interests?

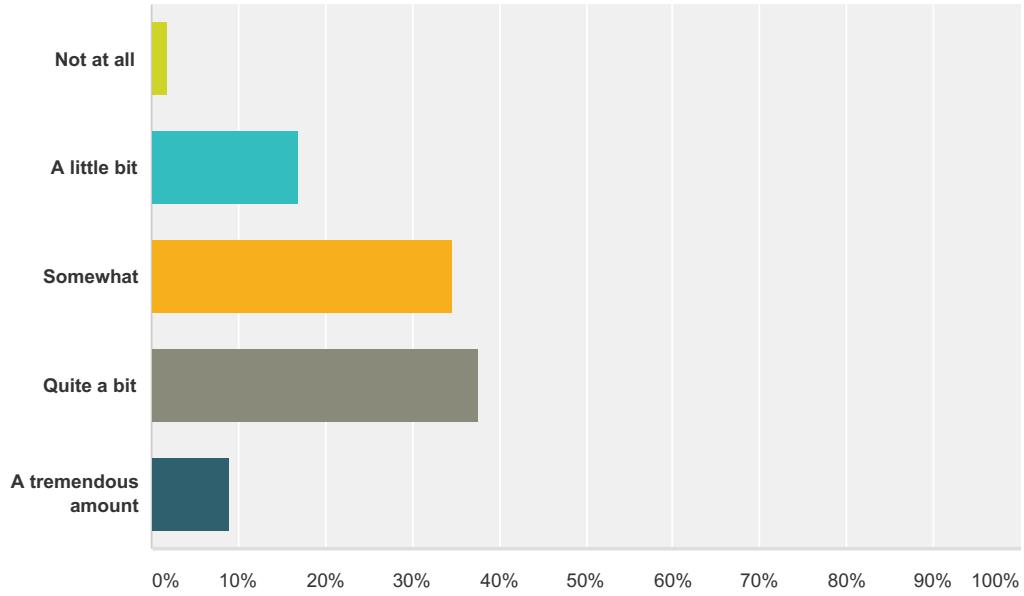
Answered: 101 Skipped: 7



Answer Choices	Responses
I don't know what topics are covered in my child's classes.	0.99% 1
Not at all relevant	3.96% 4
A little relevant	10.89% 11
Somewhat relevant	27.72% 28
Quite relevant	46.53% 47
Extremely relevant	9.90% 10
Total	101

Q16 To what extent do your child's teachers recognize and build upon your child's interests and abilities.

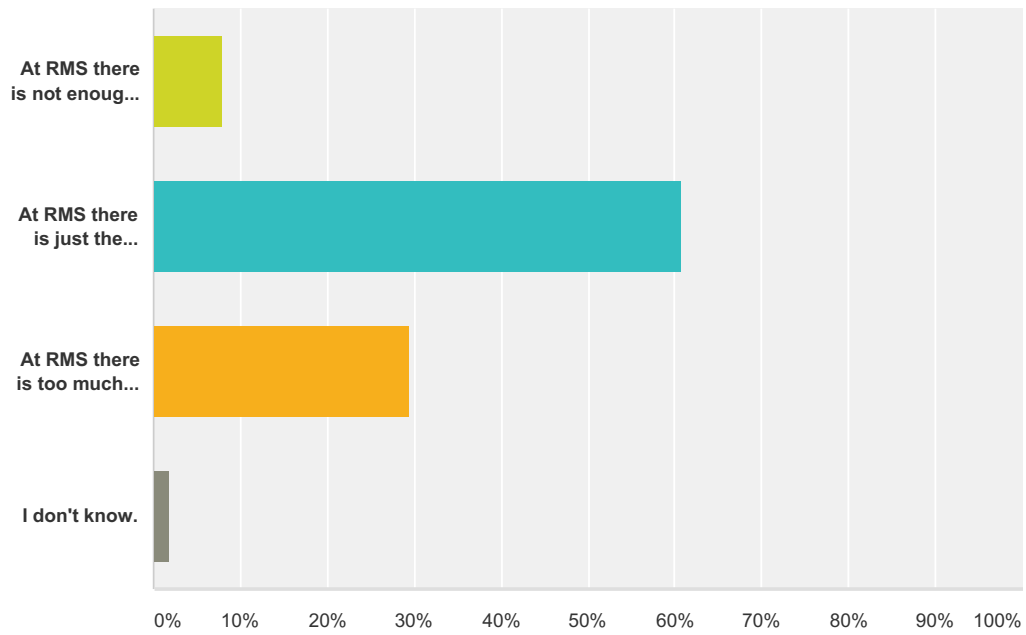
Answered: 101 Skipped: 7



Answer Choices	Responses
Not at all	1.98% 2
A little bit	16.83% 17
Somewhat	34.65% 35
Quite a bit	37.62% 38
A tremendous amount	8.91% 9
Total	101

Q17 Which of the following sentences best represent your child's experience?

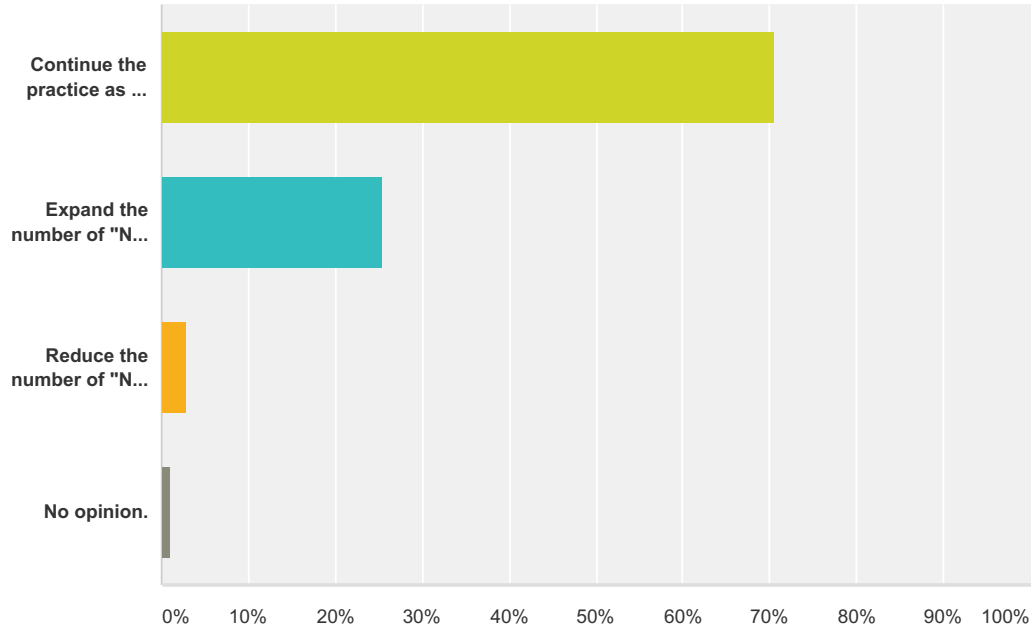
Answered: 102 Skipped: 6



Answer Choices	Responses
At RMS there is not enough homework.	7.84% 8
At RMS there is just the right amount of homework.	60.78% 62
At RMS there is too much homework.	29.41% 30
I don't know.	1.96% 2
Total	102

Q18 Over the last three years we have implemented "No Homework Holidays/Vacations" at RMS. Should we:

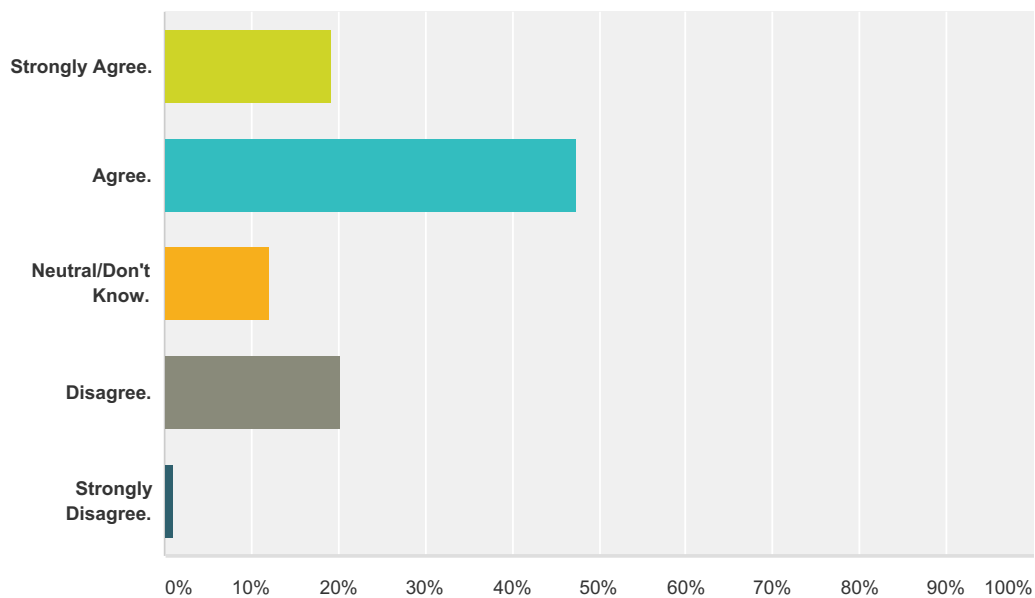
Answered: 102 Skipped: 6



Answer Choices	Responses
Continue the practice as is. It is working well.	70.59% 72
Expand the number of "No Homework" periods during the year.	25.49% 26
Reduce the number of "No Homework" periods during the year.	2.94% 3
No opinion.	0.98% 1
Total	102

**Q19 RMS staff have attempted to better balance the amount and intensity of student homework over the week this year using several new tools and communication strategies (Schoology, hallway homework boards, team meeting conversations). In addition, we are working with students to try and help them with planning and checkpoints for longer term assignments. Please respond to the following statement:
In a typical week at RMS, my child has a balanced homework load across the week.**

Answered: 99 Skipped: 9



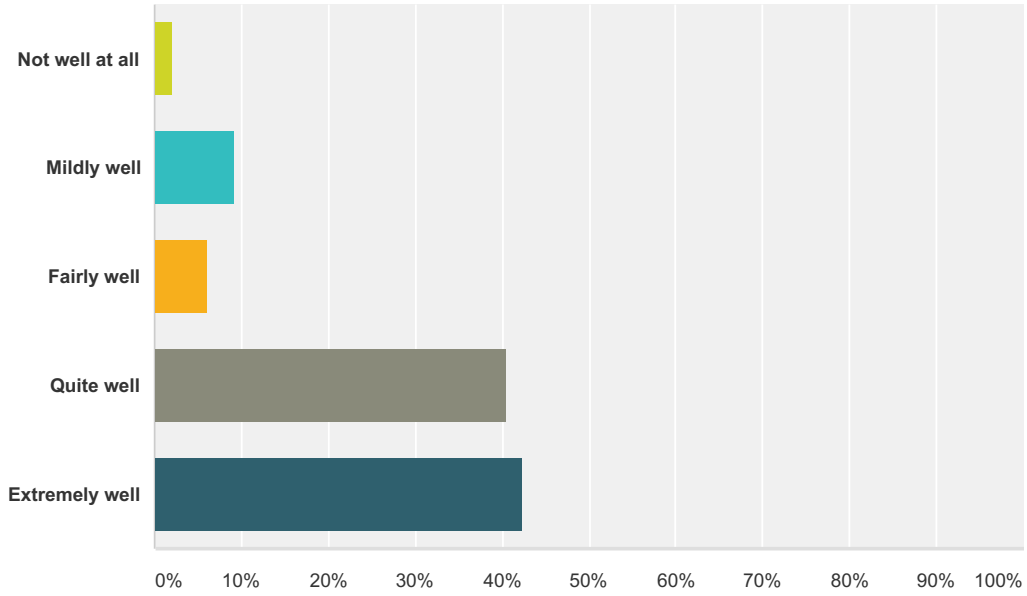
Answer Choices	Responses	Count
Strongly Agree.	19.19%	19
Agree.	47.47%	47
Neutral/Don't Know.	12.12%	12
Disagree.	20.20%	20
Strongly Disagree.	1.01%	1
Total		99

Q20 Please provide any specific feedback that you have about your child's experience with homework at RMS.

Answered: 71 Skipped: 37

Q21 When your child first started at RMS, how well did staff help with the transition to RMS?

Answered: 99 Skipped: 9



Answer Choices	Responses	Count
Not well at all	2.02%	2
Mildly well	9.09%	9
Fairly well	6.06%	6
Quite well	40.40%	40
Extremely well	42.42%	42
Total		99

Q22 What could have been improved to help your child with the transition?

Answered: 51 Skipped: 57

Q23 What causes your child the most stress related to school?

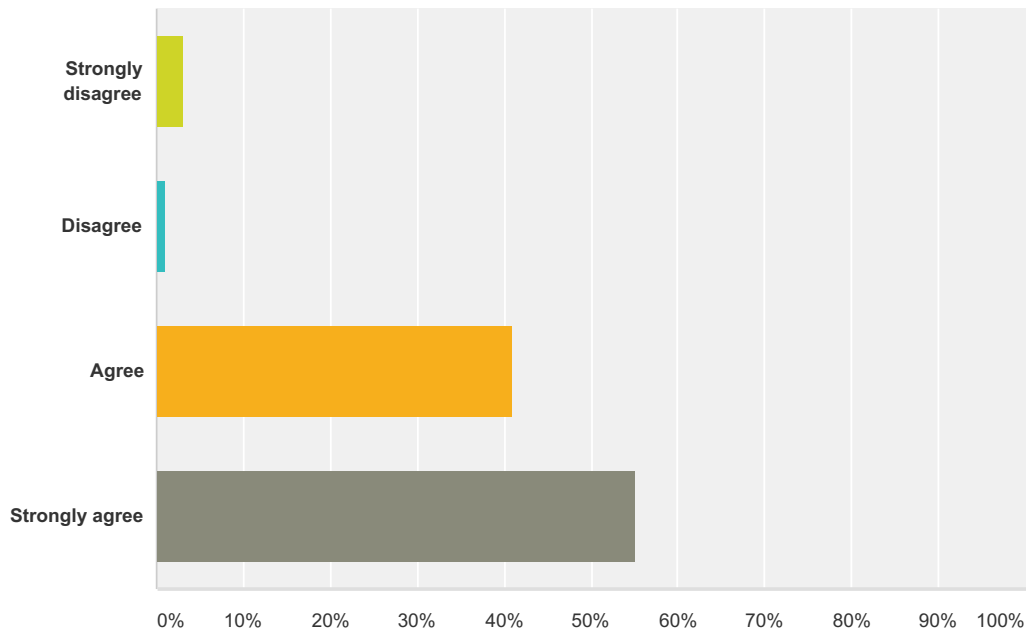
Answered: 86 Skipped: 22

Q24 What could be done to help relieve his/her stress at RMS?

Answered: 65 Skipped: 43

Q25 RMS is a safe environment for my child.

Answered: 98 Skipped: 10



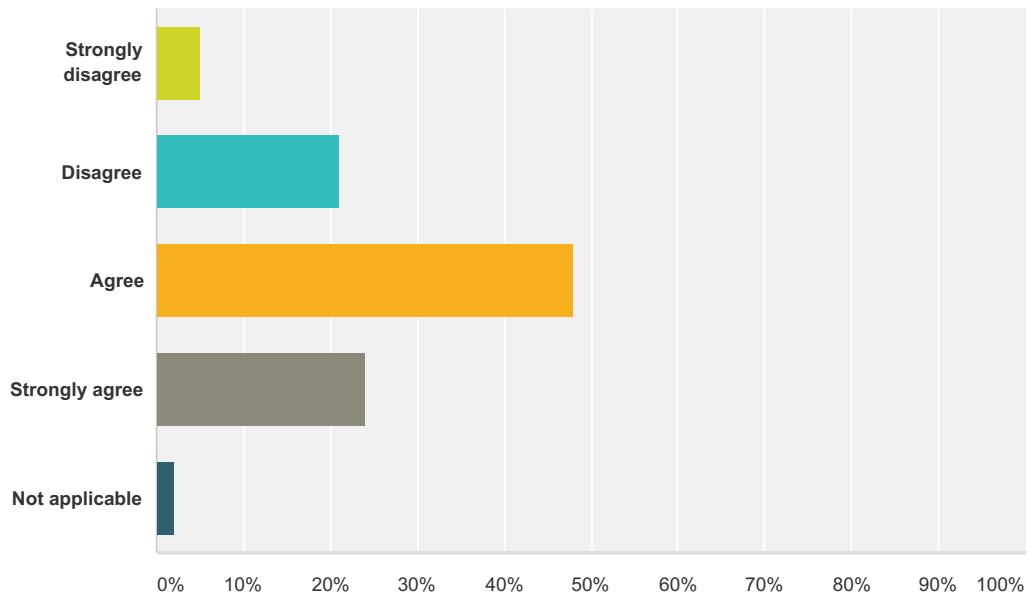
Answer Choices	Responses
Strongly disagree	3.06% 3
Disagree	1.02% 1
Agree	40.82% 40
Strongly agree	55.10% 54
Total	98

**Q26 What could be done to improve safety
at RMS?**

Answered: 36 Skipped: 72

Q27 RMS provides clear information about opportunities for parental involvement.

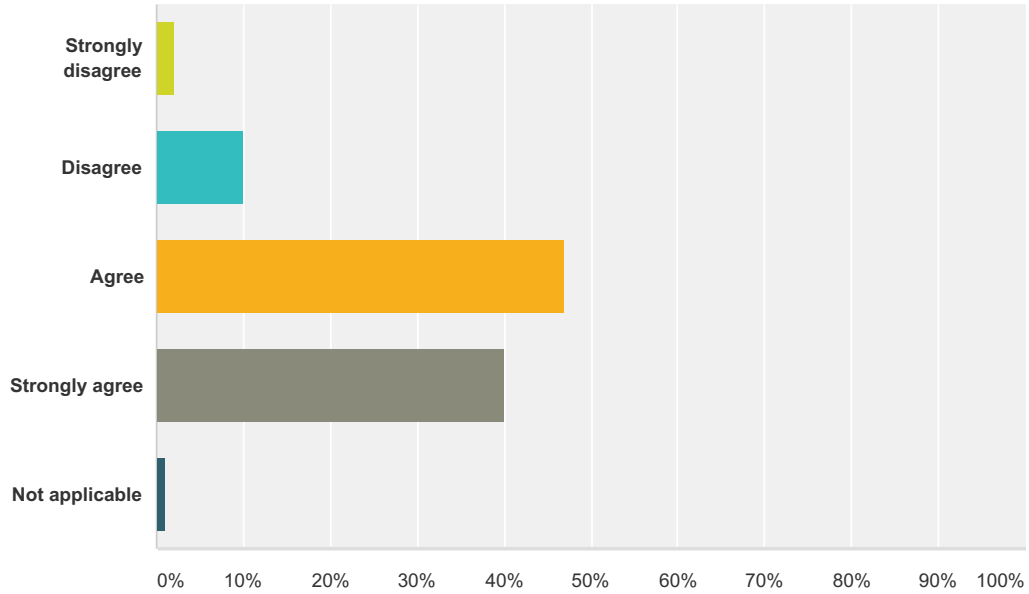
Answered: 100 Skipped: 8



Answer Choices	Responses
Strongly disagree	5.00% 5
Disagree	21.00% 21
Agree	48.00% 48
Strongly agree	24.00% 24
Not applicable	2.00% 2
Total	100

Q28 I feel welcome to discuss my child's experience in school with his or her teachers.

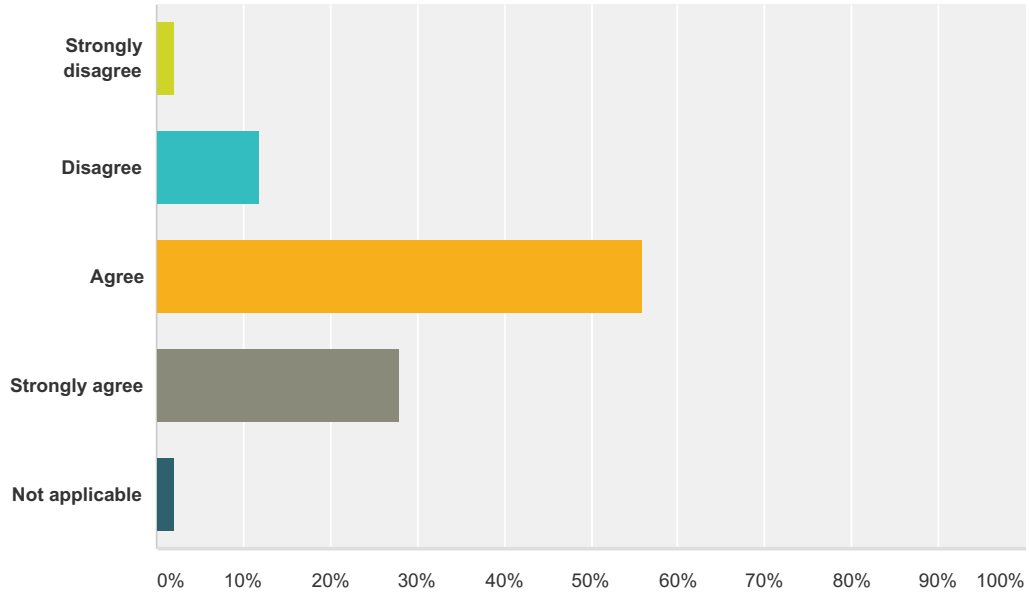
Answered: 100 Skipped: 8



Answer Choices	Responses
Strongly disagree	2.00% 2
Disagree	10.00% 10
Agree	47.00% 47
Strongly agree	40.00% 40
Not applicable	1.00% 1
Total	100

Q29 I know who to contact at RMS if I have a question about a specific program or service.

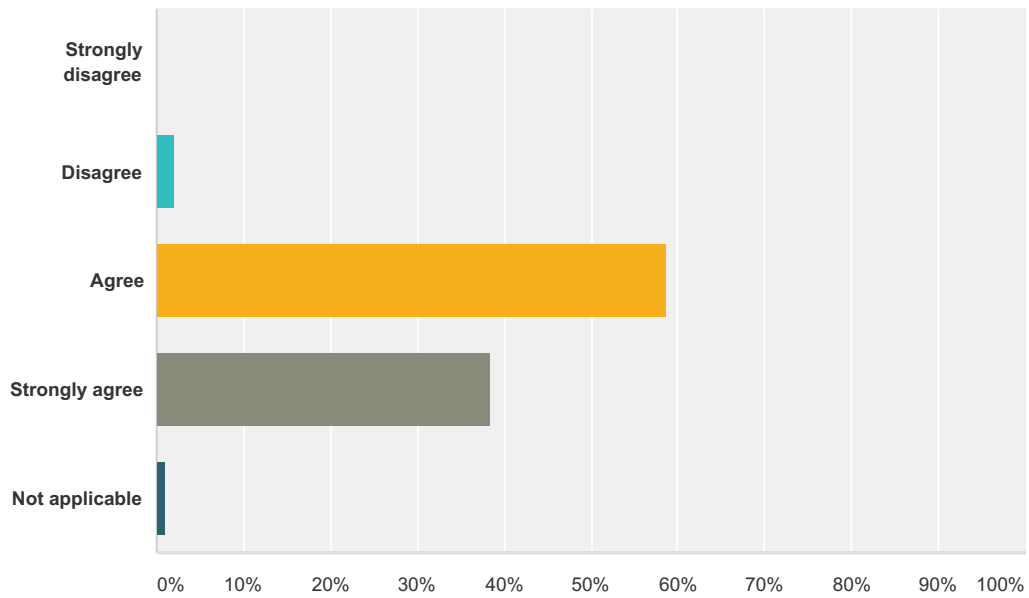
Answered: 100 Skipped: 8



Answer Choices	Responses	
Strongly disagree	2.00%	2
Disagree	12.00%	12
Agree	56.00%	56
Strongly agree	28.00%	28
Not applicable	2.00%	2
Total		100

Q30 Written information generated by staff at RMS is easy to understand.

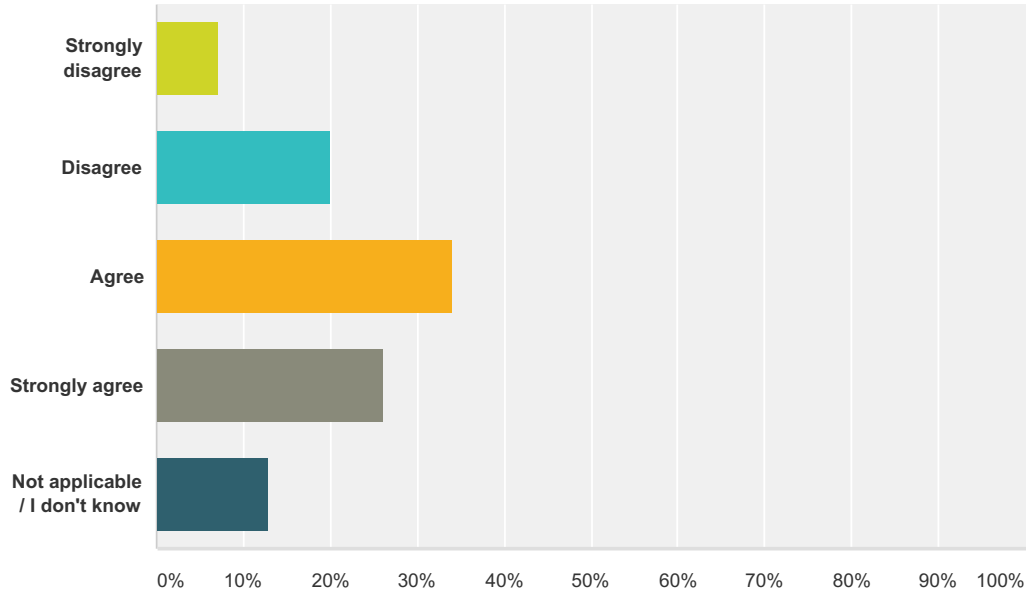
Answered: 99 Skipped: 9



Answer Choices	Responses	Count
Strongly disagree	0.00%	0
Disagree	2.02%	2
Agree	58.59%	58
Strongly agree	38.38%	38
Not applicable	1.01%	1
Total		99

Q31 The online resources for information regarding my child's homework assignments are easily accessible.

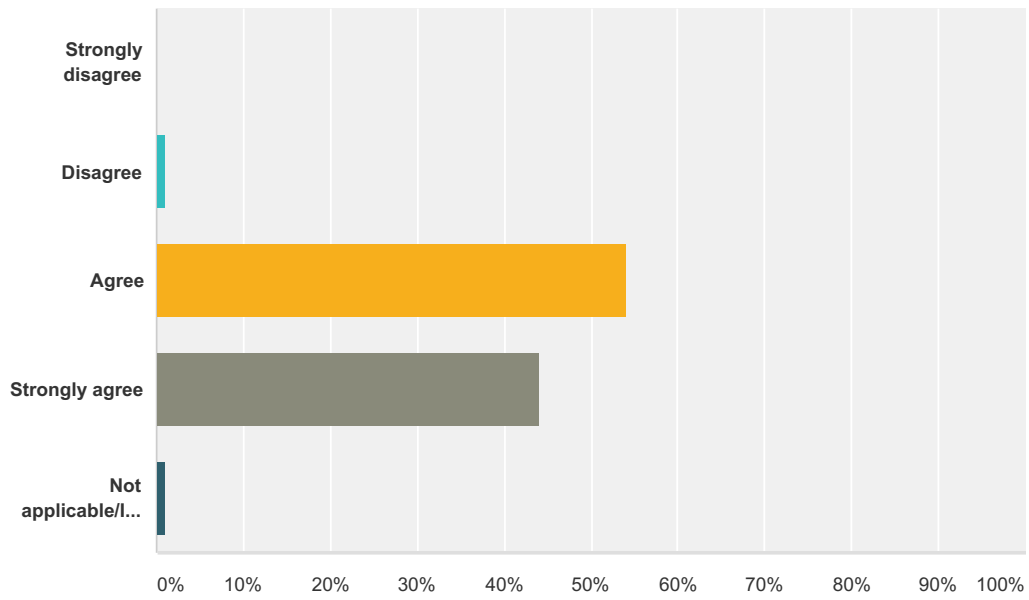
Answered: 100 Skipped: 8



Answer Choices	Responses
Strongly disagree	7.00% 7
Disagree	20.00% 20
Agree	34.00% 34
Strongly agree	26.00% 26
Not applicable / I don't know	13.00% 13
Total	100

Q32 General communication from RMS is timely and accurate.

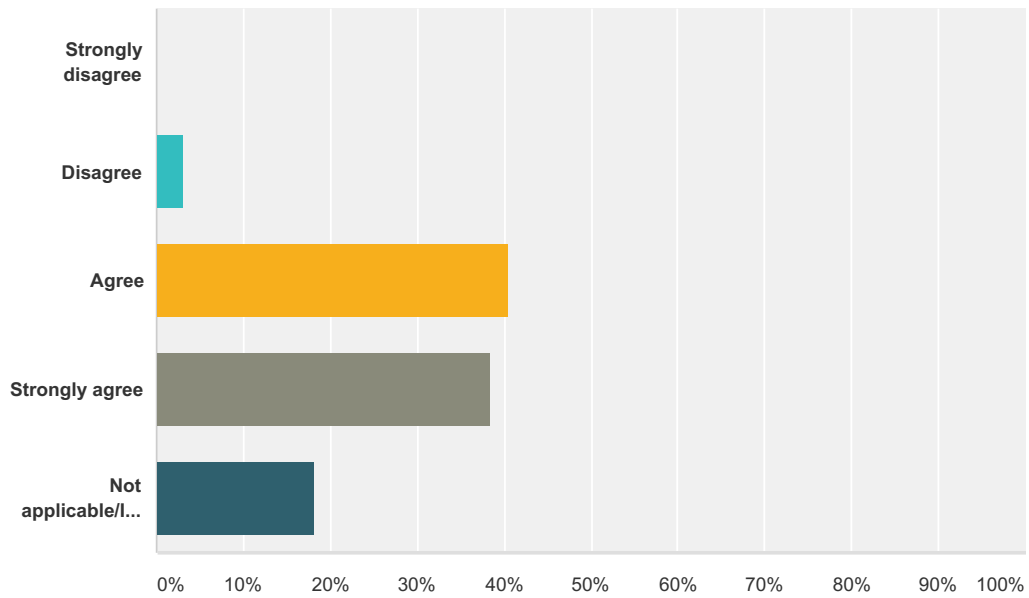
Answered: 100 Skipped: 8



Answer Choices	Responses	Count
Strongly disagree	0.00%	0
Disagree	1.00%	1
Agree	54.00%	54
Strongly agree	44.00%	44
Not applicable/I don't know	1.00%	1
Total		100

Q33 My child's teachers return phone calls and/or emails in a timely fashion.

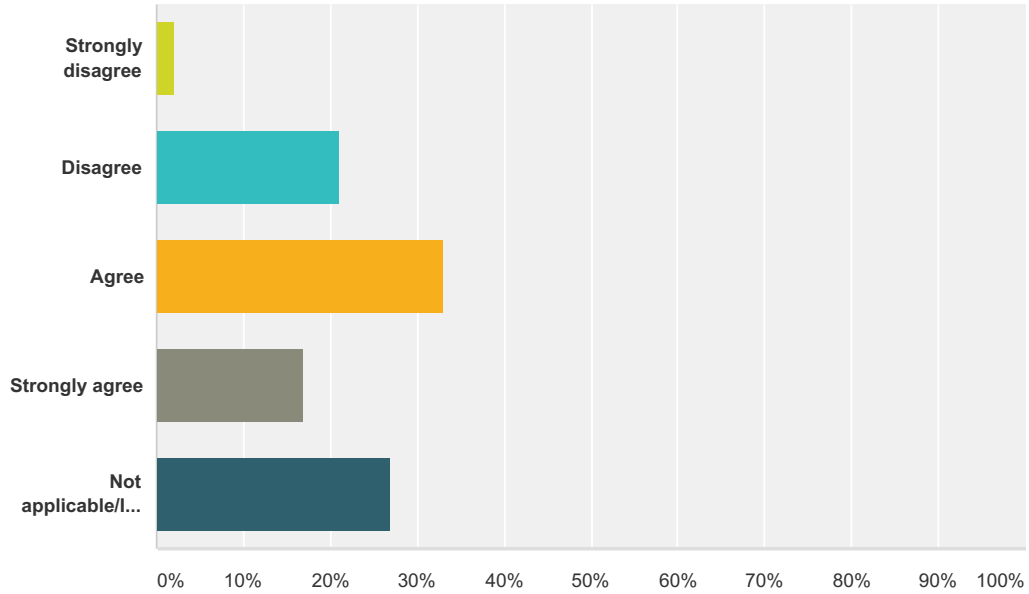
Answered: 99 Skipped: 9



Answer Choices	Responses	Count
Strongly disagree	0.00%	0
Disagree	3.03%	3
Agree	40.40%	40
Strongly agree	38.38%	38
Not applicable/I don't know	18.18%	18
Total		99

Q34 The feedback I receive from teachers about my child's individual assignments is timely.

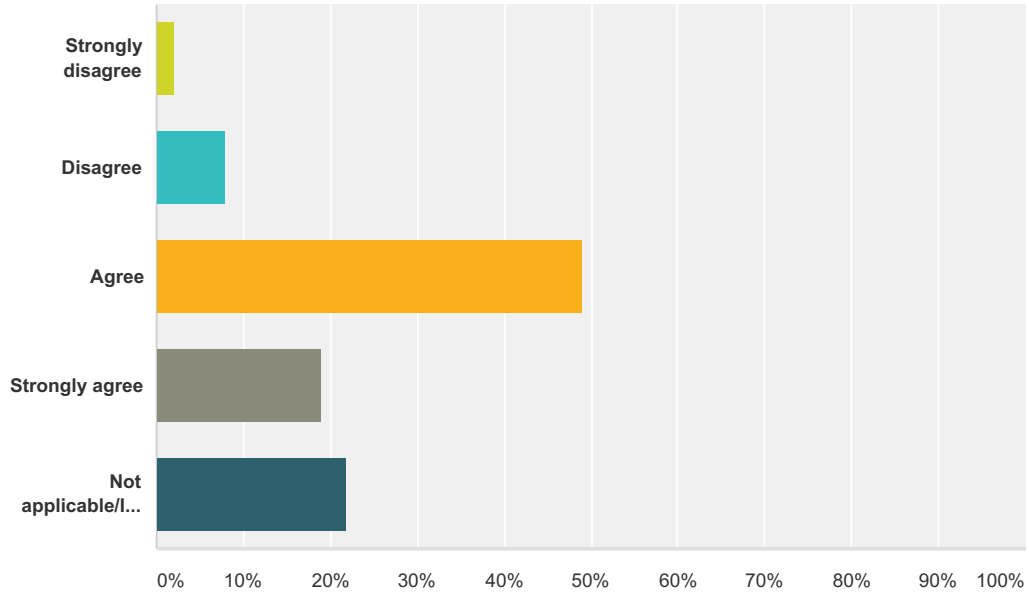
Answered: 100 Skipped: 8



Answer Choices	Responses
Strongly disagree	2.00% 2
Disagree	21.00% 21
Agree	33.00% 33
Strongly agree	17.00% 17
Not applicable/I don't know	27.00% 27
Total	100

Q35 The feedback my child receives from teachers about individual assignments is useful.

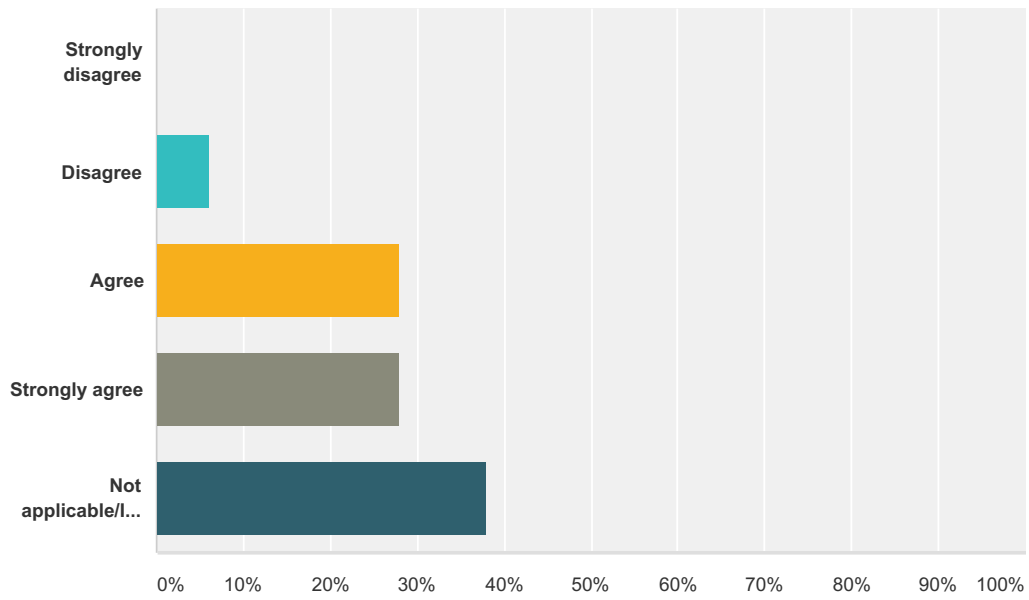
Answered: 100 Skipped: 8



Answer Choices	Responses	
Strongly disagree	2.00%	2
Disagree	8.00%	8
Agree	49.00%	49
Strongly agree	19.00%	19
Not applicable/I don't know	22.00%	22
Total		100

Q36 Emails/Phone calls from guidance counselors are timely.

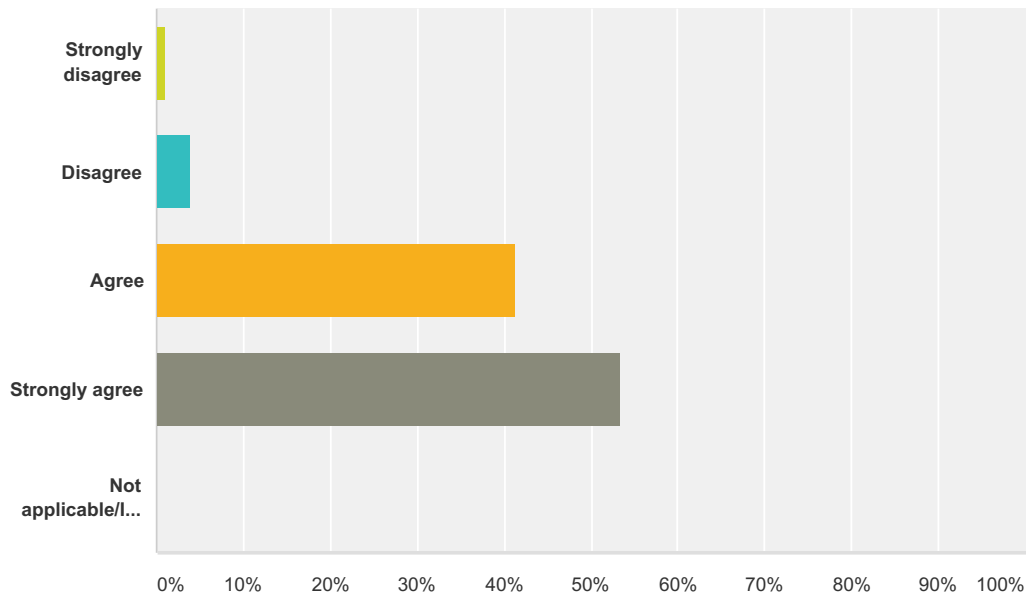
Answered: 100 Skipped: 8



Answer Choices	Responses	Count
Strongly disagree	0.00%	0
Disagree	6.00%	6
Agree	28.00%	28
Strongly agree	28.00%	28
Not applicable/I don't know	38.00%	38
Total		100

Q37 The Principal's newsletters (Friday Focus) are useful and informative.

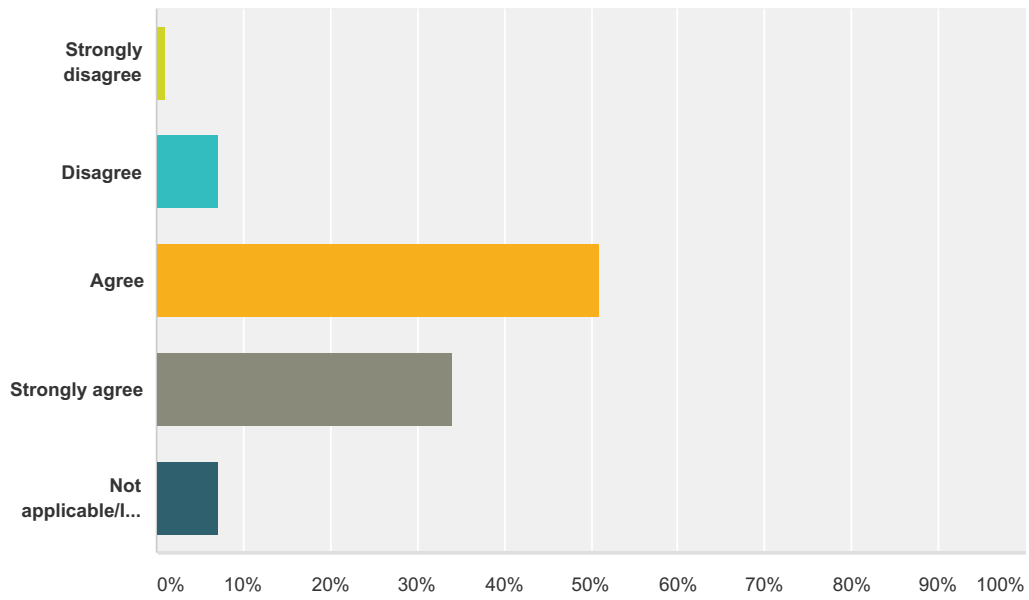
Answered: 99 Skipped: 9



Answer Choices	Responses	
Strongly disagree	1.01%	1
Disagree	4.04%	4
Agree	41.41%	41
Strongly agree	53.54%	53
Not applicable/I don't know	0.00%	0
Total		99

Q38 I find the comments on my child's online report card to be clear and useful.

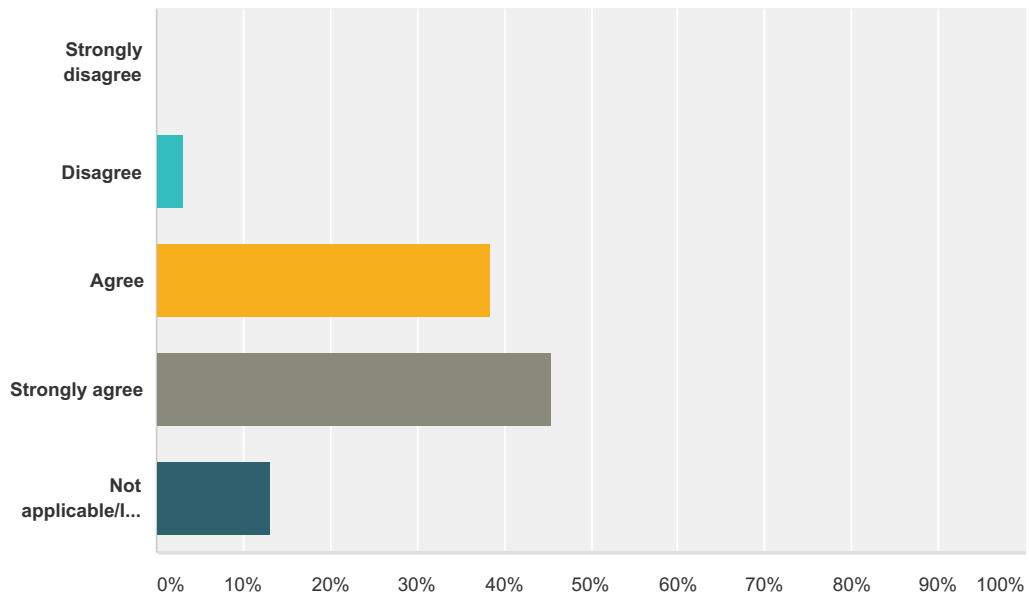
Answered: 100 Skipped: 8



Answer Choices	Responses	Count
Strongly disagree	1.00%	1
Disagree	7.00%	7
Agree	51.00%	51
Strongly agree	34.00%	34
Not applicable/I don't know	7.00%	7
Total		100

Q39 I feel welcome in the Main Office at RMS.

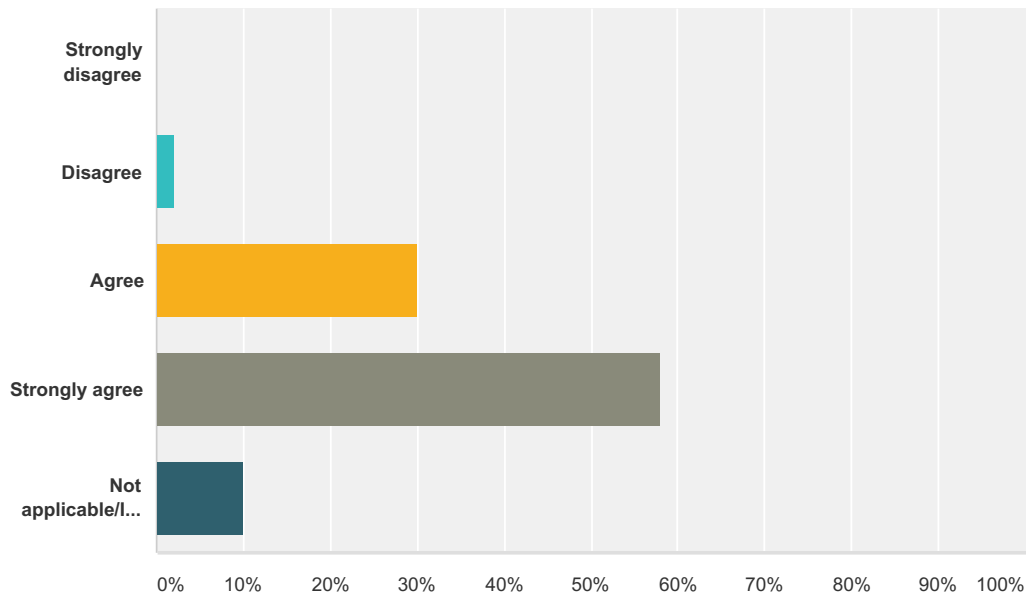
Answered: 99 Skipped: 9



Answer Choices	Responses	Count
Strongly disagree	0.00%	0
Disagree	3.03%	3
Agree	38.38%	38
Strongly agree	45.45%	45
Not applicable/I don't know	13.13%	13
Total		99

Q40 Office staff at RMS work with me in a fair and respectful manner.

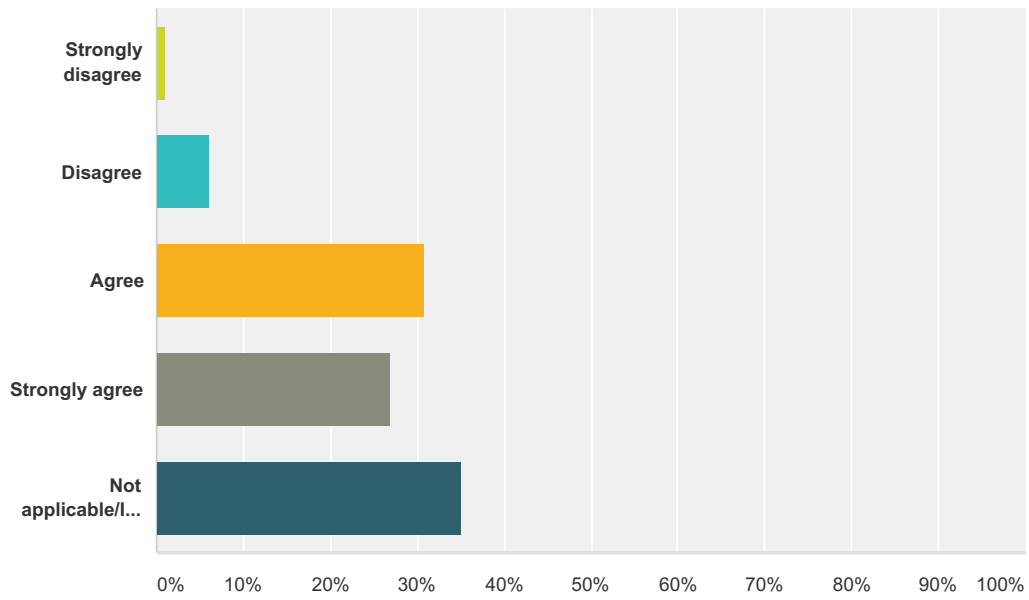
Answered: 100 Skipped: 8



Answer Choices	Responses	Count
Strongly disagree	0.00%	0
Disagree	2.00%	2
Agree	30.00%	30
Strongly agree	58.00%	58
Not applicable/I don't know	10.00%	10
Total		100

Q41 School administrators have responded to my concerns.

Answered: 100 Skipped: 8



Answer Choices	Responses	
Strongly disagree	1.00%	1
Disagree	6.00%	6
Agree	31.00%	31
Strongly agree	27.00%	27
Not applicable/I don't know	35.00%	35
Total		100

Q42 Please tell us one thing you particularly appreciated about your child's experience at the school so far this year.

Answered: 84 Skipped: 24

Q43 Please tell us one thing that would improve your child's experience in the future.

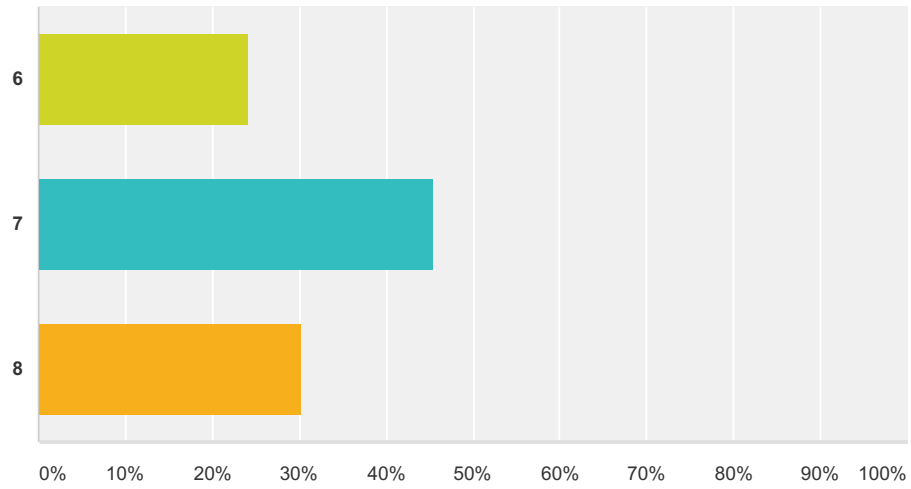
Answered: 67 Skipped: 41

Q44 Please share any additional feedback that you think would help our school serve students in the best possible way in the future.

Answered: 56 Skipped: 52

Q45 My child's grade level is:

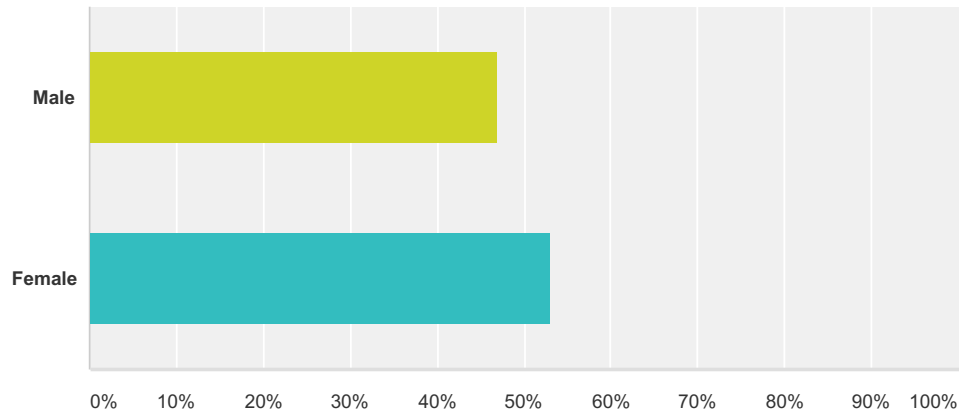
Answered: 99 Skipped: 9



Answer Choices	Responses	
6	24.24%	24
7	45.45%	45
8	30.30%	30
Total		99

Q46 Gender of my child:

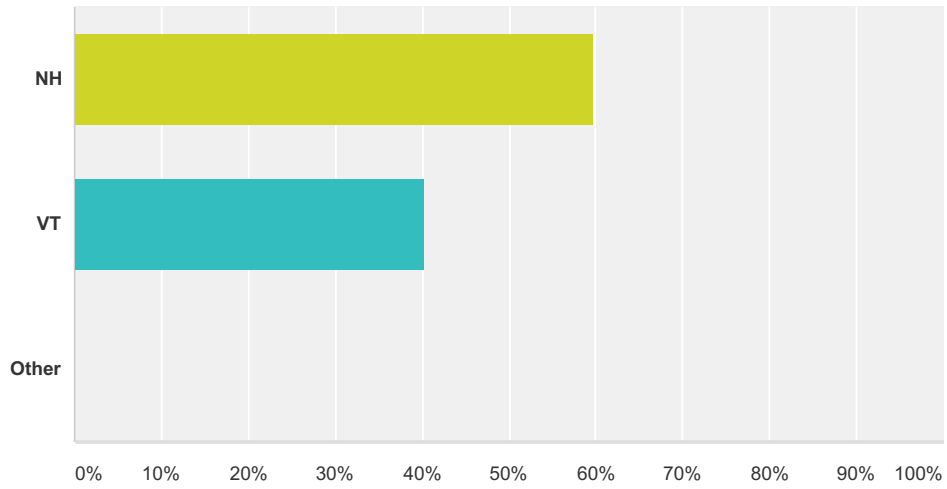
Answered: 96 Skipped: 12



Answer Choices	Responses
Male	46.88% 45
Female	53.13% 51
Total	96

Q47 Our primary state of residence is:

Answered: 97 Skipped: 11



Answer Choices	Responses	
NH	59.79%	58
VT	40.21%	39
Other	0.00%	0
Total		97