

Individuals with Disabilities Education Act (I.D.E.A.)

Federal Law that governs how states provide early intervention, Special education and related Services to children with disabilities

F.A.P.E

Free Appropriate Public Education

- Education for children with disabilities provided in the *L.R.E.*, and at public expense, under public supervision, and without charge, through an I.E.P.

L.R.E.

Least Restrictive Environment

- To the maximum extent appropriate, educating children with disabilities with children who are nondisabled

I.E.P.

Individualized Educational Program

- Document developed by a team that describes the child's special education program

Special Education: specially designed instruction that cannot be provided within the school's standard instructional conditions or educational support system

Specially Designed Instruction: adapting, as appropriate, to the needs of an eligible child, the content, methodology, or delivery of instruction:

- (a) to address the unique needs child that result from the disability
- (b) To ensure access to the general curriculum

Special Education

Special Education Process:

- Referral
- Conduct Evaluation
- Review Evaluations & Determine Eligibility
 - Edu. Disability
 - Adverse Affect (15th %ile)
 - Require Spec. Ed.
- Develop IEP
- Review IEP annually
- Re-evaluate every 3 years

Continuum of Learning Environments includes:

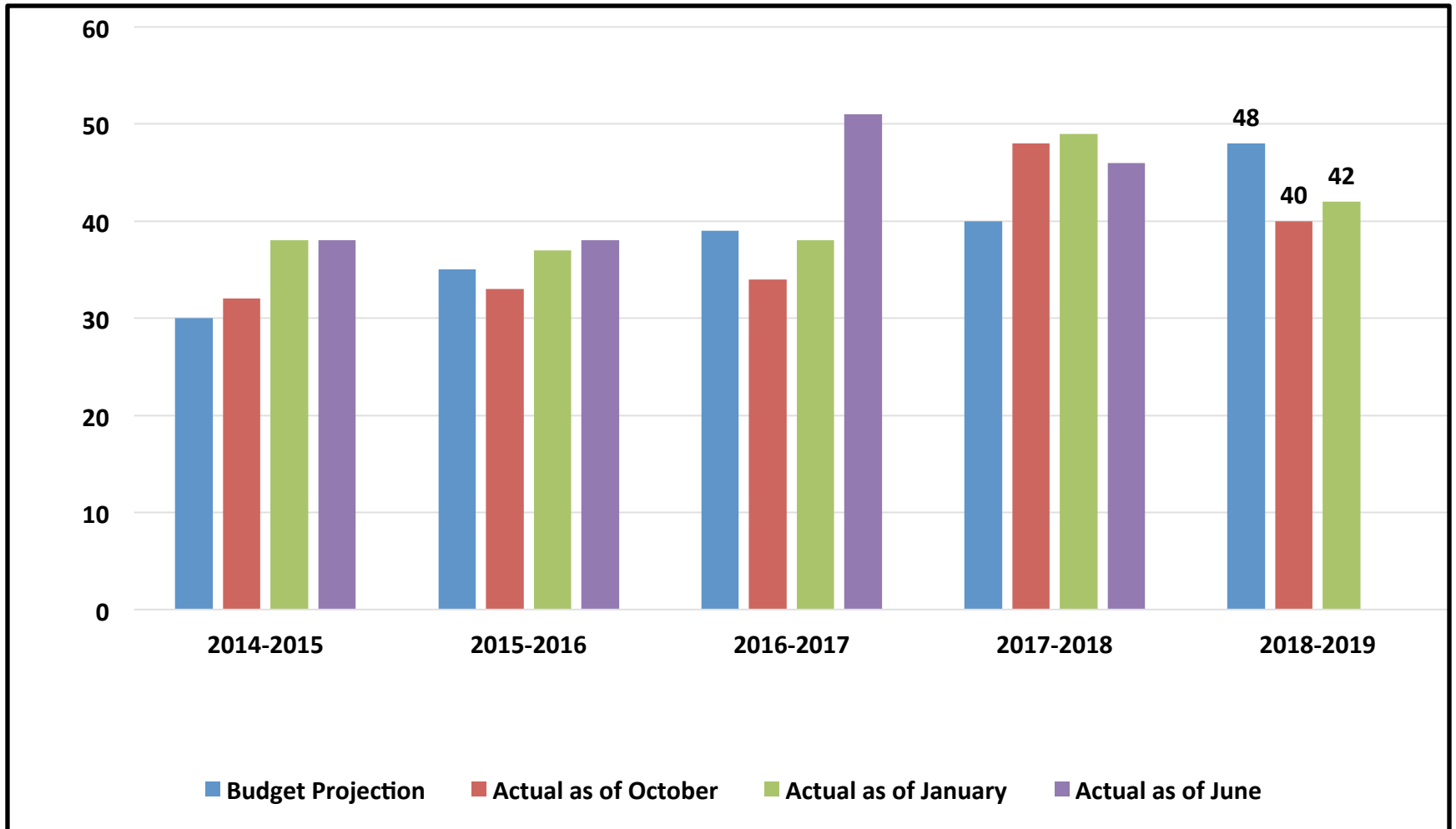
- General Education classes
- Special Classes
- Special Schools
- Independent Schools
- Home Instruction
- Instruction in Hospitals
- Residential Facilities

Special Education Disability Categories

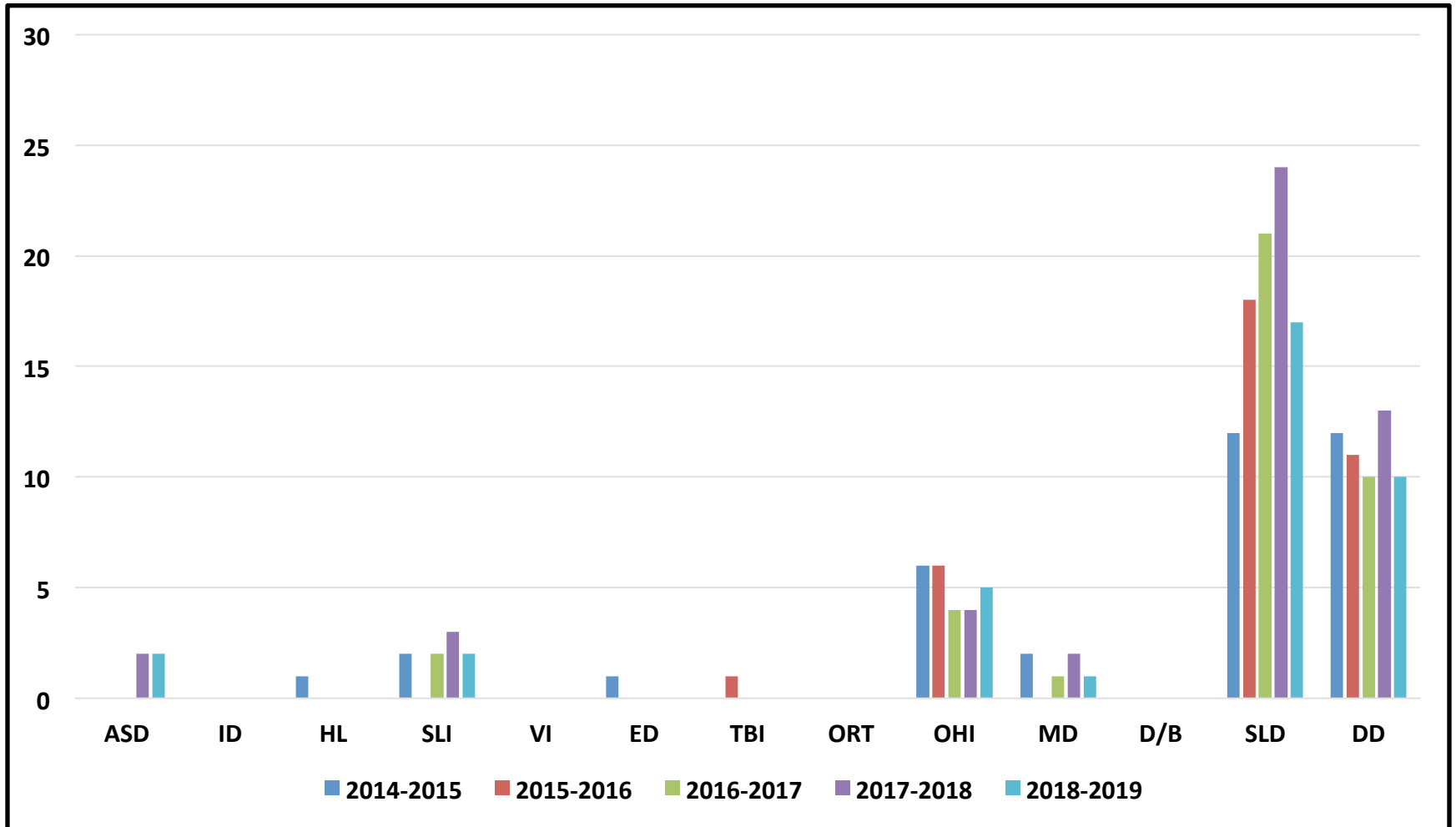
- **Intellectual Disability (ID)**
- **Hearing Impairment (HI)**
- **Speech or language Impairment (SP)**
- **Visual Impairment (VI)**
- **Emotional Disturbance (ED)**
- **Orthopedic Impairment(OI)**
- **Specific Learning Disabilities (LD)**

- **Autism Spectrum Disorder**
- **Traumatic Brain Injury (TBI)**
- **Other Health Impairment (OHI)**
- **Multiple Disabilities (MD)**
- **Deaf/Blindness (D/B)**
- **Developmental Delay**

Variability in Number of Students with Disabilities across the School Year

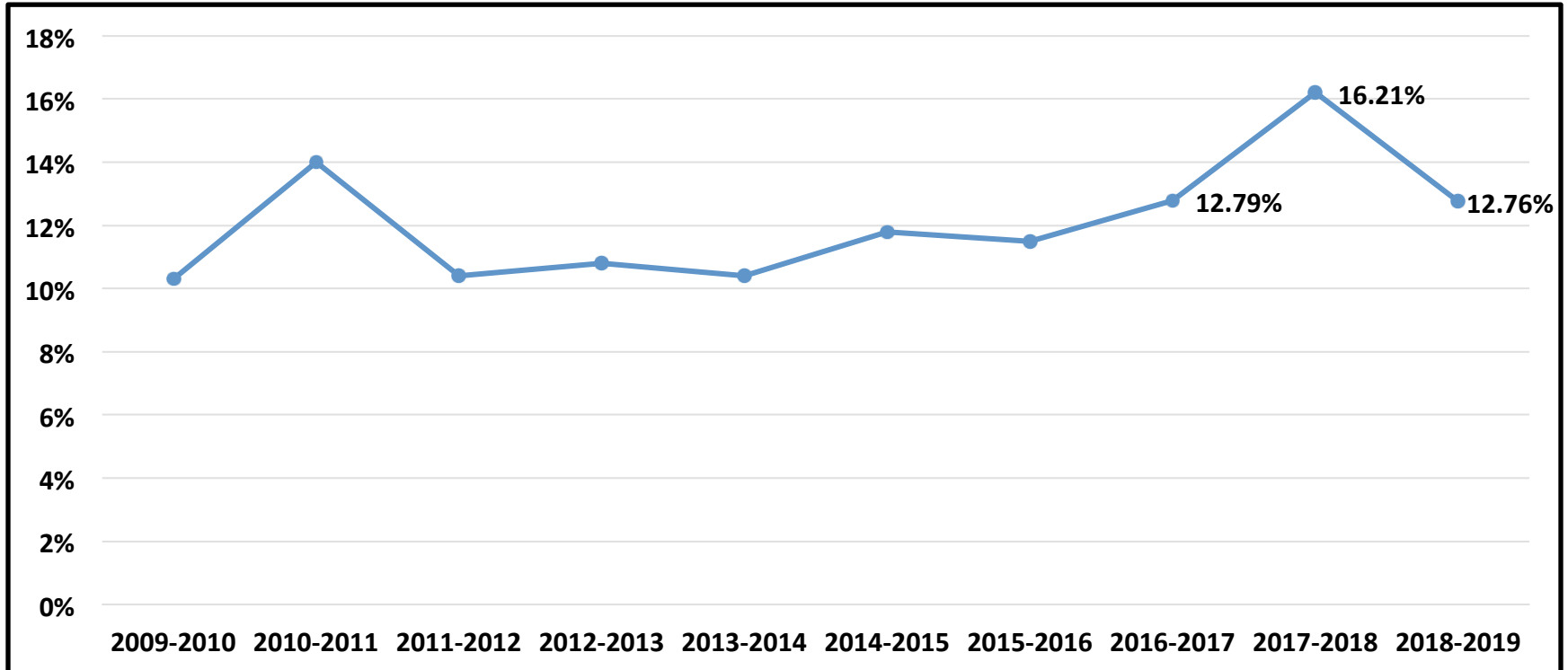


Number of Students with Disabilities by Primary Disability (5-Year Review)



Percent of Students with Disabilities from Total Enrollment

10 Year Average = 12.1%



- MCS Percent of Students with Disabilities (2018-2019)

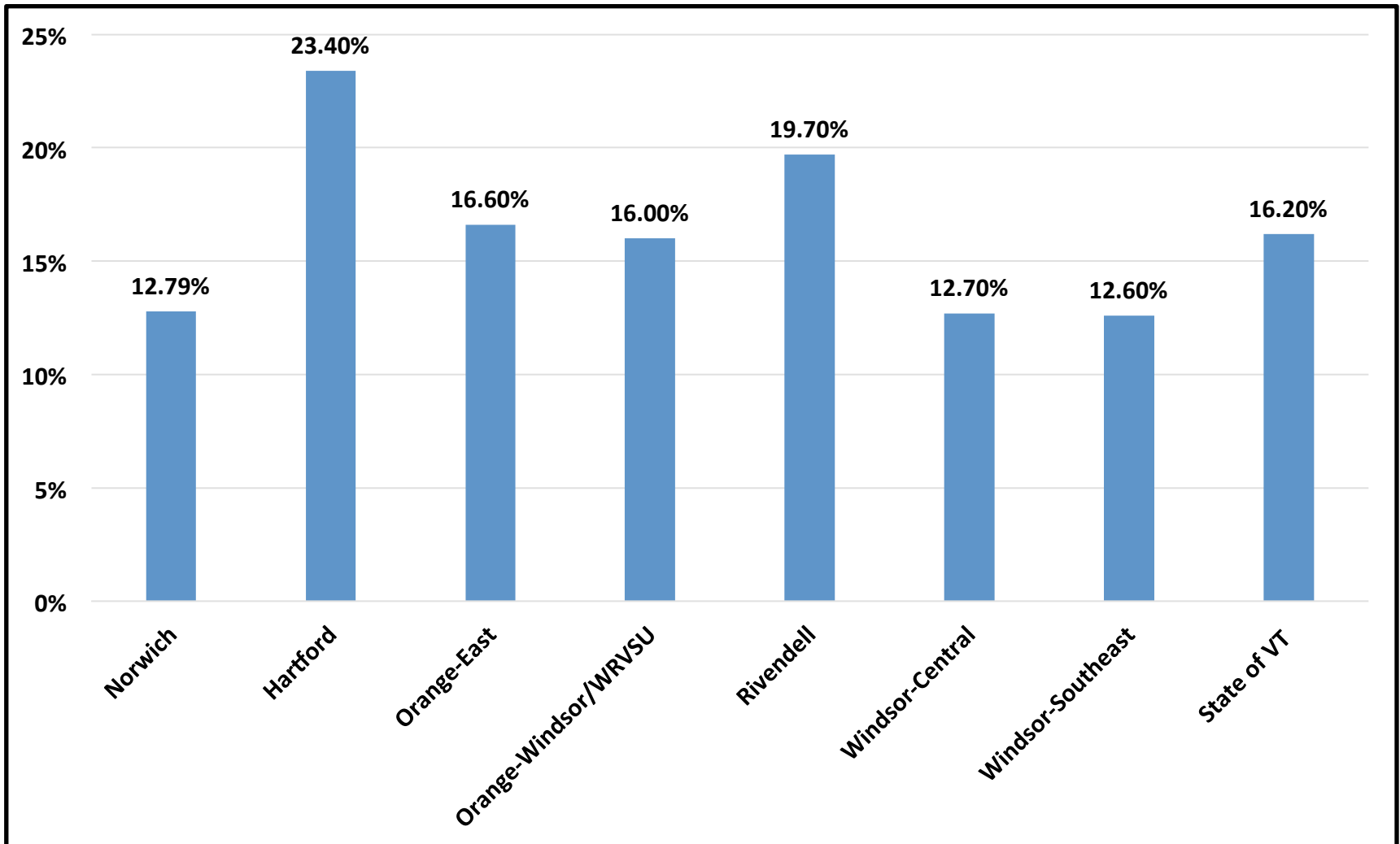
12.67 %

- VT Statewide Average (December 2017)

16.2%

Percent of Students with Disabilities: Comparison by Supervisory Union

(Data from VT Agency of Ed. FY 2017)



Percent of Students with Disabilities

SAU 70 Schools

